



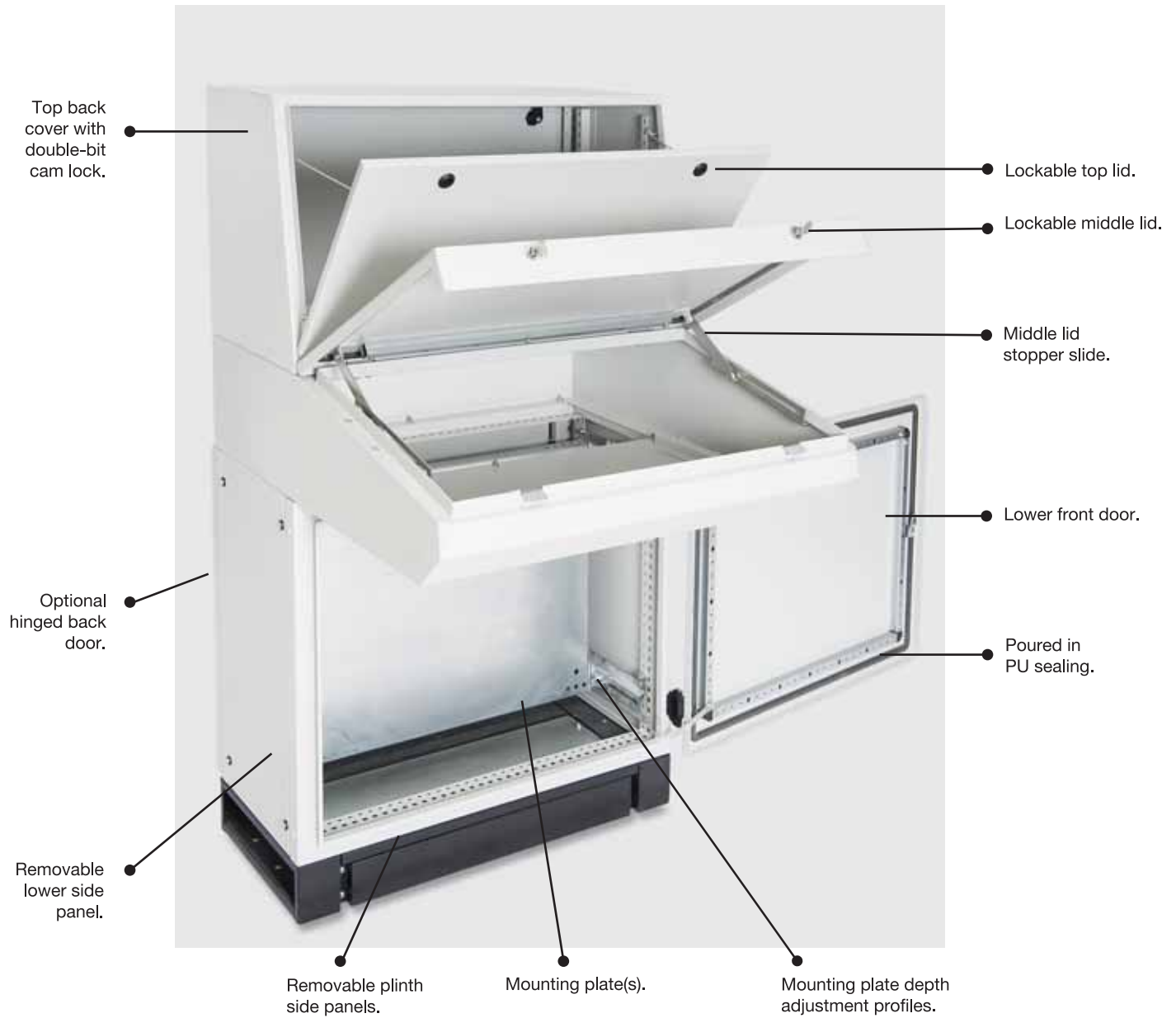
Ergonomic desing.



Optional hinged lower back door.



Easy access due to 5 doors.



Width A (mm)	Height B (mm)	Depth C (mm)	Enclosures Reference No	Weight (kg)	Sizes					
					D (mm)	E (mm)	F (mm)	G (mm)	H (mm)	J (mm)
600	1320	400	PY 061340	68.6	495	265	380	280	350	812
800	1320	400	PY 081340	85.3	695	265	380	280	350	812
1200	1320	500	PY 121350*	122.2	1095	265	380	380	450	912

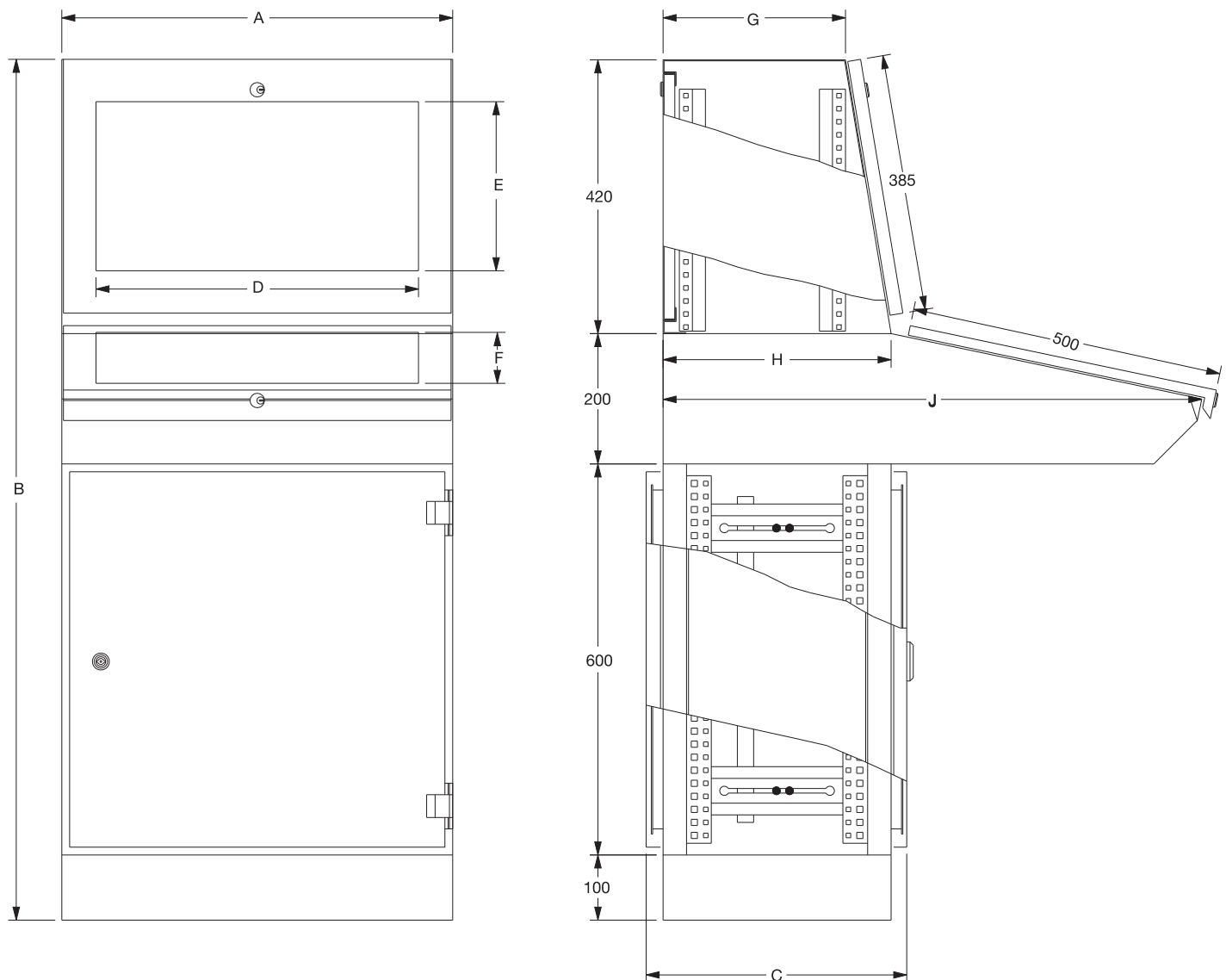
* Double lower front door.

Characteristics :

- Sheet steel enclosure : 1.5 mm
door : 2 mm
mounting plate : 2 mm galvanized steel.
- Foamed-in door sealing gasket.
- IP 54 protection (TS 3033, EN 60529).
- Removable lower side panels.
- Removable back door.
- Depth adjustable mounting plate.
- Facility for double mounting plate.
- Powder coating (RAL 7035w).

On Request :

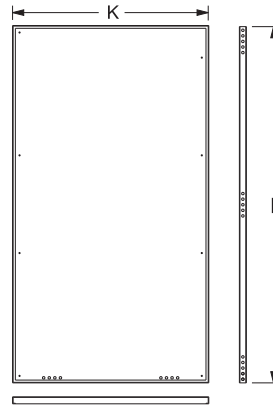
- Special colour.
- Special mounting plate.
- Special sizes.
- Pre-punching.



Mounting Plates

Enclosures Reference No	Mounting Plate Reference No	Weight (kg)	Plate Sizes	
			K (mm)	L (mm)
PY 061340	AS TS0606	4.6	502	502
PY 081340	AS TS0806	6.4	702	502
PY 121350	AS TS1206	9.8	1102	502

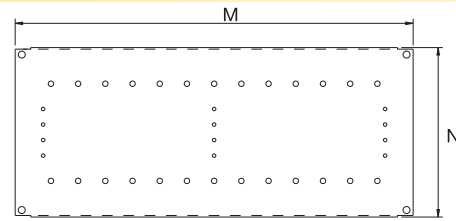
Material : Galvanized steel, 2 mm.



Partial Mounting Plates

Width A (mm)	Mounting Plate Reference No	Weight (kg)	Sizes	
			M (mm)	N (mm)
600	AS TSK616	1.7	512	160
	AS TSK622	2.2	512	220
	AS TSK626	2.6	512	260
	AS TSK636	3.4	512	360
800	AS TSK816	2.4	712	160
	AS TSK822	3.1	712	220
	AS TSK826	3.6	712	260
	AS TSK836	4.7	712	360

Material : Galvanized steel, 2 mm.



Lock System

Rod-Latch type with sealed double-bit insert.

Reference No
KITPD5KROPS2Z0

Quarter turn double-bit lock system.

Reference No
KIMSO601115211

Escutcheon lock system.

Reference No
KIAK0110



CONSOLE SYSTEMS

Plan Pockets

Width A (mm)	Plan Pocket Reference No	Paper Size
All sizes	AS PJ040	A4
600	AS PJ060	A3
800	AS PJ080	A3

Material : Sheet steel, powder coating (RAL 7035w).

